



Auto Provisioning

AUTO PROVISIONING FLOW CREATING MASS CONFIGURATION FILES THE CONFIGURATION FILES CREATOR



AUTO PROVISIONING FLOW

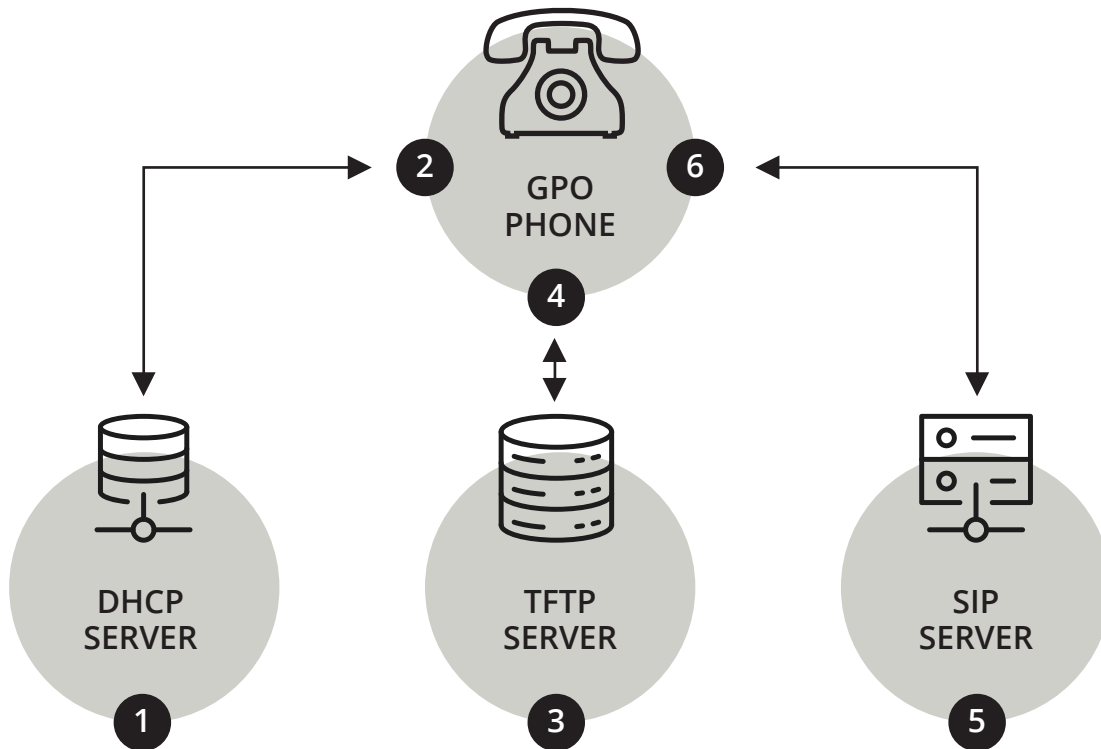
Requirements

- All MAC Address/Room Number Information of the Phones
- Room Number, Display Name, User Name, Register Name and Password for each phone
- Standard Configuration File for the Live Site
- Tool of Creating Multiple Configuration Files
- A TFTP Server which is pointed by the DHCP OPTION 66





Auto Provisioning Flow



1. Sending DHCP request
2. Acquiring IP address and TFTP server IP address from Option 66.
3. Looking for the configuration file on the TFTP server.
4. Downloading the configuration file and then reboot.
5. Sending SIP Registration request
6. Receiving 200OK and Registered

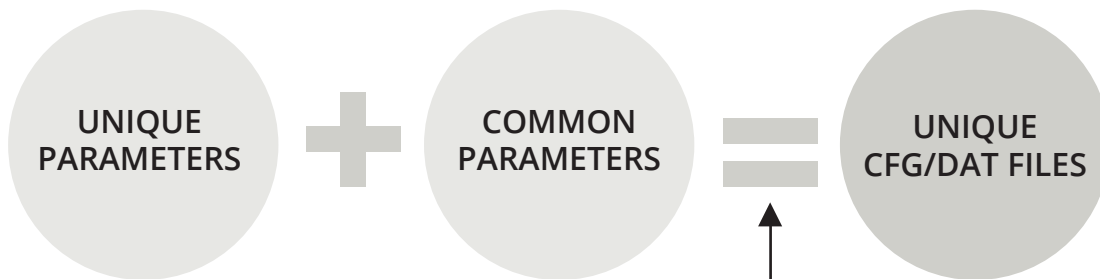




AUTO PROVISIONING FLOW

Creating Mass Configuration Files

CONCEPTS



GPO AUTO PROVISIONING TOOL

The tool combines unique and common parameters to create configuration files named by its MAC address/Room#.





AUTO PROVISIONING FLOW

Creating Mass Configuration Files

UNIQUE
PARAMETERS

MAC Address	Room No	Display Name	Register Name	Register Name	Pass-word
000E43C01234	7201	7201	7201	7201	123456
000E43C01234	7202	7202	7202	7202	123456
000E43C01236	7203	7203	7203	7203	123456
000E43C01237	7204	7204	7204	7204	123456
000E43C01238	7205	7205	7205	7205	123456
000E43C01239	7206	7206	7206	7206	123456

A CSV Format File





AUTO PROVISIONING FLOW

Creating Mass Configuration Files

COMMON
PARAMETERS FOR
THE LIVE SITE

```
#GTEK_PROVISION

[INFO]
MODEL=ROOK

[SIP_ACCOUNT_0]
SWITCH=1
SEND_REGISTER=1
TRANSPORT=0
USER_NAME=BLANK
ISPLAY_NAME=BLANK
AUTH_NAME=BLANK
PASSWORD=BLANK
REGIST_SERVER=ESI
PROXY_SERVER=172.18.0.1:5070
PROXY_ADDRESS=
VOICE_MAIL=
EXPIRE_TIME=300
DTMF_TYPE=RFC2833
SEND_ALIVE=1
SRTP=0
MWI=1

[SPEED_DIAL_0]
SWITCH=1
NAME=FRONT DESK
NUMBER=100
INSTANCE=0
...

[PROVISION] SWITCH=1
OPTION66=1
SERVER=
PATH=
USERNAME=
PASSWORD=

[AUTO_UPGRADE]
SWITCH=0 SERVER=tftp://172.18.0.1
FILENAME=SGR8206.img
USERNAME=admin
PASSWORD=1234

[SIP_GLOBAL]
LISTEN_PORT=5060
RTP_PORT_BASE=30000
RTP_PORT_RANGE=4
PRIMARY_CODEC=G.711 uLaw
SECONDARY_CODEC=G.711 aLaw
THIRD_CODEC=G.729
FOURTH_CODEC=G.726_32
G711ULAW_FRAMES=2
G711ALAW_FRAMES=2
SIGNAL_TOS=2
VOICE_TOS=2
RFC2833_TYPE=101
PAIR_ID=BLANK
PAIR_MODE=MASTER
...

[VLAN]
SWITCH=0
IDENTIFIER=50
PRIORITY=2

[NTP_SERVER]
SWITCH=1
PRIMARY_SERVER=64.90.182.55
SECONDARY_SERVER=ntp.cuhk.edu.hk
TIMEZONE=+8:00
SYNCTIME=7200
```

Leave **USER_NAME**, **DISPLAY_NAME**, **AUTH_NAME**, **PASSWORD** and **PAIR_ID** blank in the common configuration file. The tool will fill those parameters automatically while creating the configuration file.



AUTO PROVISIONING FLOW

Creating Mass Configuration Files

UNIQUE
CONFIGURATION
FILES

ARE CREATED
IN SECONDS

000e43d03e1b.cfg	2012/1/5 下午 12...	CFG	11 KB
000e43d03e1c.cfg	2012/1/5 下午 12...	CFG	11 KB
000e43d03e1e.cfg	2012/1/5 下午 12...	CFG	11 KB
000e43d03e2f.cfg	2012/1/5 下午 12...	CFG	11 KB
000e43d03e4a.cfg	2012/1/5 下午 12...	CFG	11 KB
000e43d03e4b.cfg	2012/1/5 下午 12...	CFG	11 KB
000e43d03e4c.cfg	2012/1/5 下午 12...	CFG	11 KB
000e43d03e5b.cfg	2012/1/5 下午 12...	CFG	11 KB
000e43d03e5e.cfg	2012/1/5 下午 12...	CFG	11 KB
000e43d03e5f.cfg	2012/1/5 下午 12...	CFG	11 KB
000e43d03e7d.cfg	2012/1/5 下午 12...	CFG	11 KB
000e43d03e9a.cfg	2012/1/5 下午 12...	CFG	11 KB
000e43d03e9b.cfg	2012/1/5 下午 12...	CFG	11 KB
000e43d03e16.cfg	2012/1/5 下午 12...	CFG	11 KB
000e43d03e17.cfg	2012/1/5 下午 12...	CFG	11 KB
000e43d03e25.cfg	2012/1/5 下午 12...	CFG	11 KB
000e43d03e29.cfg	2012/1/5 下午 12...	CFG	11 KB
000e43d03e31.cfg	2012/1/5 下午 12...	CFG	11 KB
000e43d03e34.cfg	2012/1/5 下午 12...	CFG	11 KB
000e43d03e36.cfg	2012/1/5 下午 12...	CFG	11 KB
000e43d03e44.cfg	2012/1/5 下午 12...	CFG	11 KB
000e43d03e53.cfg	2012/1/5 下午 12...	CFG	11 KB
000e43d03e62.cfg	2012/1/5 下午 12...	CFG	11 KB
000e43d03e64.cfg	2012/1/5 下午 12...	CFG	11 KB
000e43d03e65.cfg	2012/1/5 下午 12...	CFG	11 KB
000e43d03e69.cfg	2012/1/5 下午 12...	CFG	11 KB
000e43d03e77.cfg	2012/1/5 下午 12...	CFG	11 KB
000e43d03e87.cfg	2012/1/5 下午 12...	CFG	11 KB
000e43d03e88.cfg	2012/1/5 下午 12...	CFG	11 KB
000e43d03e90.cfg	2012/1/5 下午 12...	CFG	11 KB
000e43d03ea0.cfg	2012/1/5 下午 12...	CFG	11 KB





AUTO PROVISIONING FLOW

The Configuration Files Creator

Three steps of running AutoConfig.exe (Windows Platform)

Editing the MAC/Room# List for each phone and then save the file with CSV format.

Editing the Standard Configuration File for all phones with a text editor.

Running AutoConfig Application to Create Configuration Files.





AUTO PROVISIONING FLOW

The Configuration Files Creator

Editing the MAC List & the Standard Configuration File

	A	B	C	D	E	F
1	\$MAC address	Room Number	DisplayName	UserName	RegisterName	RegisterPass
2	000E43D040F4	16002	16002	1160022	1160022	88232830
3	000E43D04016	16004	16004	1160042	1160042	88232830
4	000E43D0411F	16006	16006	1160062	1160062	88232830
5	000E43D041CC	16008	16008	1160082	1160082	88232830
6	000E43D04086	16010	16010	1160102	1160102	88232830
7	000E43D041D9	16014	16014	1160142	1160142	88232830
8	000E43D0400B	16016	16016	1160162	1160162	88232830
9	000E43D04112	16018	16018	1160182	1160182	88232830
10	000E43D040D9	16020	16020	1160202	1160202	88232830
11	000E43D040B2	16022	16022	1160222	1160222	88232830
12	000E43D04154	16024	16024	1160242	1160242	88232830
13	000E43D04129	16026	16026	1160262	1160262	88232830
14	000E43D04140	16028	16028	1160282	1160282	88232830
15	000E43D0415D	16030	16030	1160302	1160302	88232830
16	000E43D0410A	16031	16031	1160312	1160312	88232830
17	000E43D04094	16032	16032	1160322	1160322	88232830
18	000E43D0407F	16033	16033	1160332	1160332	88232830
19	000E43D04113	16034	16034	1160342	1160342	88232830
20	000E43D040C7	16035	16035	1160352	1160352	88232830
21	000E43D041A8	16036	16036	1160362	1160362	88232830
22	000E43D04111	16037	16037	1160372	1160372	88232830

Edit MAC address, Room Number Display Name, User Name, Register Name and Password and then save the file to a CSV format one.

```
[INFO]
MODEL=DE9100
RESET=1

#-----#
# SIP ACCOUNT is up to 3 accounts, ranging from 0-2
# SWITCH, 1 to activate or 0 to deactivate the SIP ACCOUNT
# USER_NAME,
# DISPLAY_NAME,
# AUTH_NAME,
# PASSWORD,
# REGIST_SERVER,
# PROXY_SERVER,
# REALM,
# VOICE_MAIL,
# EXPIRE_TIME, 60(Default) (60,120,240,300,600,1200,1800,3600)
# DTMF, RFC2833(Default) (RFC2833/SIP_INFO/MORTEL_INFO/IN_BAND)
# SEND_ALIVE, 1 to send SIP Keep Alive Message or 0 to disable.
# MFI, 0(Default) (1 to subscribe from SIP server or 0 to disable.)
#-----#

[SIP_ACCOUNT_0]
SWITCH=1
USER_NAME=
DISPLAY_NAME=
AUTH_NAME=
PASSWORD=
REGIST_SERVER=sip.domain
PROXY_SERVER=sip.domain
REALM=10.0.0.1
VOICE_MAIL=123456
EXPIRE_TIME=60
DTMF_TYPE=RFC2833
SEND_ALIVE=0
```

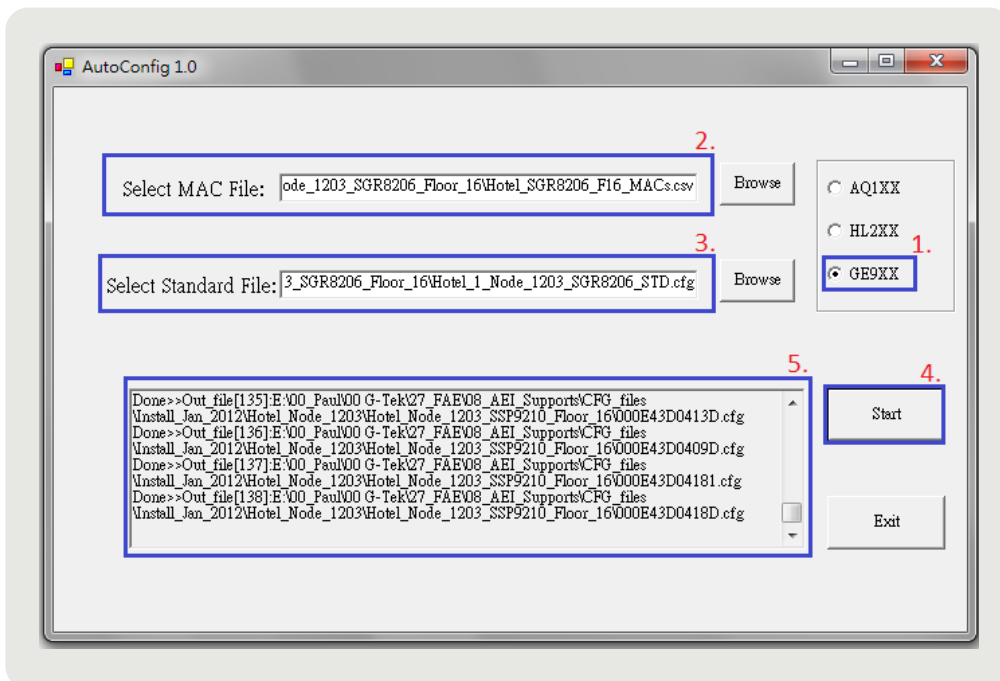
Edit Standard Configuration File on the parameters that will be commonly used for all phones.





AUTO PROVISIONING FLOW

The Configuration Files Creator



Running AutoConfig.exe

1. Select "GE9XX"
2. Select the location of the MACs_List.csv
3. Select the location of the Standard Configuration File.
4. Click "Start" to creating files.
5. Created files are shown in the window.





AUTO PROVISIONING FLOW

Maintenance Codes

Feature Codes	Description	Applicable Model
A *112*111#	Reset Factory Default (The phone will go auto provisioning once)	SSP9210-SM, SGR8206-SMK(BASE)
B *112*112#	Firmware Information	SSP9210-SM, SGR8206-SP, SAX8206
C *112*113#	IP address Information	SSP9210-SM, SGR8206-SMK(BASE), SGR8206-SP, SAX8206
D *112*114#	MAC address Information	SSP9210-SM
E *112*810#	Enable DECT Pairing	SSP9210-SM, SGR8206-SMK(BASE)
F *112*811#	Free All End Points and Enable DECT Pairing	SSP9210-SM, SGR8206-SMK(BASE)
G *112*812#	PIN Code Information	SSP9210-SM
H *112*814#	Disable DECT Pairing	SSP9210-SM, SGR8206-SMK(BASE)
I *112*815#	Base RFPI Information	SSP9210-SM
J *112*200#	Enable Phone to Multicast	SGR8206-SMK(BASE)
K *112*300#	Reset Phone to be without 802.1X Auth.	SSP9210-SM, SGR8206-SMK(BASE)
L **6862*	Access DECT handset Menu	SGR8206-SP, SAX8206
M **6863*	Unpair DECT handset	SGR8206-SPB, SAX8206-P
N *357*888#	Room#/Extension# provisioning	SFT/SKD/SLN Series





www.gporetro.com